




2023 New Design — R290 FULL-INVERTER HEAT PUMP for cooling, heating and DHW

BOM code		CP-RW0300106	CP-RW0400068	CP-RW0500110	CP-RW0500111	CP-RW0600052
Model		PW030-DKZLRS-E/S	PW040-DKZLRS-E/S	PW050-DKZLRS-E/S	PW050-DKZLRS-E	PW060-DKZLRS-E
Picture						
Unit Price (USD) (with water pump built-in)		1534	1832	2495	2542	2665
Unit Price (USD) (with water pump built-in)40HQ		1457	1740	2370	2415	2532
Heating Condition - Ambient Temp.(DB/WB): 7/6 °C, Water Temp.(In/Out): 30/35 °C						
Heating Capacity Range (kW)		3.3~8.3	4.5~11.4	5.9~14.8	5.9~14.8	8.8~22.0
Heating Power Input Range (kW)		0.64~2.18	0.85~2.95	1.13~3.83	1.13~3.83	1.68~5.77
COP Range		3.81~5.17	3.86~5.29	3.86~5.22	3.86~5.22	3.81~5.24
DHW Condition - Ambient Temp.(DB/WB): 7/6 °C, Water Temp.(In/Out): 15/55 °C						
Heating Capacity Range (kW)		3.7~7.4	5.2~10.2	6.6~13.2	6.6~13.2	7.8~17.6
Heating Power Input Range (kW)		0.79~2.10	1.10~2.87	1.41~3.73	1.41~3.73	1.67~5.01
COP Range		3.52~4.69	3.55~4.71	3.54~4.67	3.54~4.67	3.51~4.66
Cooling Condition - Ambient Temp.(DB/WB): 35/24 °C, Water Temp.(In/Out): 12/7 °C						
Cooling Capacity Range (kW)		2.4~5.8	3.3~8.2	4.3~10.8	4.3~10.8	6.2~15.3
Cooling Power Input Range (kW)		0.79~2.19	1.08~3.07	1.39~3.99	1.39~3.99	1.99~5.60
EER Range		2.65~3.04	2.67~3.06	2.71~3.10	2.71~3.10	2.73~3.12
Space Heating (According to EN14825:2022) Average Climate Water Outlet 35 °C	Rated heat output (kW)	6.0	8.0	10.0	10.0	14.0
	Seasonal Space Heating Energy Efficiency (ηs)	182.7%	185.1%	182.9%	180.8%	184.6%
	Seasonal Space Heating Energy Efficiency (SCOP)	4.64	4.60	4.65	4.60	4.69
	ErP Level	A+++	A+++	A+++	A+++	A+++
	Sound pressure level (dB(A)) at 1 meter	44	43	45	44	45
	Sound power level (dB(A))	58	57	59	59	60
Space Heating (According to EN14825:2022) Average Climate Water Outlet 55 °C	Rated heat output (kW)	6.0	9.0	9.0	12.0	13.0
	Seasonal Space Heating Energy Efficiency (ηs)	136.0%	143.6%	131.9%	134.7%	138.9%
	Seasonal Space Heating Energy Efficiency (SCOP)	3.48	3.66	3.37	3.44	3.55
	ErP Level	A++	A++	A++	A++	A++
	Sound pressure level (dB(A)) at 1 meter	44	47	46	45	46
	Sound power level (dB(A))	58	61	60	59	62
Refrigerant		R290				
Power Supply		230V/1Ph/50Hz-60Hz			380V/3Ph/50-60Hz	
Diameter of Pipe (mm)		DN25	DN25	DN25	DN25	DN25
Water Pump Type		Shimge DC pump				
Max Head of Circulating Pump (m)		9	9	9	9	12
Noise Lwa dB(A) 1 meter		58	61	60	59	62
Net Weight (kg)		105	115	160	160	165
Net Dimension (L/W/H) (mm)		1080×460×820	1080×460×960	1080×480×1060	1080×480×1060	1080×480×1372
Operation Ambient Temp. (°C)		-25~43 °C				
Operating Water Temperature (°C)		20~65 °C (DHW)				
Operating Water Temperature (°C)		20~70 °C (Heating)				
Operating Water Temperature (°C)		7~35 °C (Cooling)				

Notes:

- The above specifications are subject to change without prior notice for product improvement. For final parameters, please refer to the nameplate on the machine.
- Payment terms: 30% T/T in advance + 70% balance before shipment.
- Warranty: 2 years for the whole unit since on board date.

4. Lead time: 25 working days after confirm the 30% deposit.
5. Offer 1% spare parts for container order.